

Custom Design Request Form

Please complete separate forms for each custom design requested.

Date: _____

Company: _____

Address: _____

City: _____ State: _____ Zip Code: _____

Company Representative: _____ Phone #: _____

Fax #: _____ E-mail: _____

Project Name: _____ Location: _____

Quantity of Material Required: _____ x 100' rolls (minimum order of 1000 linear feet)

Standard Color: _____ Custom Color Number: _____

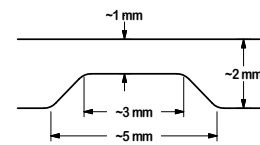
Note: Custom colors must be requested separately using a Custom Color Request Form.

Please use space below to provide a detailed sketch of the custom extrusion you would like to order. Clearly indicate overall width of the extrusion and placement of any notches.

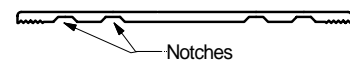
Note: The center of the outer most notch should be no less than 3/8" from the edge of the extrusion.

Custom Design Sketch:

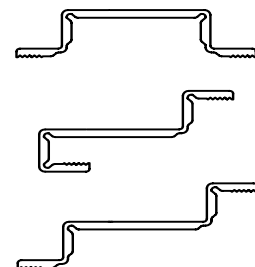
Standard Notch Detail



Custom Extrusion Example
Extruded Shape



Installation Variations



Mail or fax your completed form to Sealex, Inc. A computer-aided design (CAD) drawing will be faxed to the representative's number listed above for customer approval. Please clearly indicate the custom design number (assigned by Sealex) when placing your order.

For Office Use Only:

Date Received: _____

Date Returned

For Customer Review/Approval: _____ Custom Design #: _____

Sealex Incorporated
8850 Moeller Drive
Little Traverse Ind. Park
Harbor Springs, MI 49740

Phone: 231-348-5020
Fax: 231-348-5255
www.sealexinc.com
Email: info@sealexinc.com